

CONGRATULATIONS CLASS OF 2025

Congratulations, Class of 2025 Graduate!

Congratulations! Today marks a remarkable milestone in your journey, one filled with resilience and determination. As you embark on the next chapter of your life, remember to reflect on your achievements and express gratitude to those who supported you along the way. The Lansing School District applauds your accomplishments and eagerly anticipates honoring you on June 7th. Cheers to your bright futures ahead!



Sincerely,

Benjamin Shuldiner
Superintendent, Lansing School District

Rehearsal: June 4

(Graduates and Graduation Volunteers Only)

Shuttle provided by Dean Transportation

Arrive at your school for transportation by:

Sexton High School 12:15 p.m.

Everett High School 2:15 p.m.

Eastern High School 4:15 p.m.

Enter the Breslin Center at the Gilbert Pavilion entrance. Administrators will direct you from there.

You will be dropped off at your school at approximately:

Sexton High School 2:30 p.m.

Everett High School 4:30 p.m.

Eastern High School 6:30 p.m.

Families are responsible for providing transportation home from the graduate's high school.

Graduation Day: June 7

Doors Open One Hour Before Ceremony

There is no transportation for the ceremony.

Students will need to report to the staging area 30 minutes before their scheduled ceremony time.

On time arrival guarantees your spot to walk with your school.

Enter through the Gilbert Pavilion. Graduates will be directed to the ramp staging area and guests will be directed to the arena.

Ceremonies begin at the following times:

Sexton High School 9:00 a.m.

Everett High School 12:30 p.m.

Eastern High School 4:00 p.m.

After the ceremony, guests will be directed out of the arena by way of the main exits. Graduates will exit via the Breslin ramp, and meet their families outside of the Gilbert Pavilion entrance for photo opportunities.

District Property

- Return any district-owned items to your school **before graduation day.**
- If you don't return district owned property before graduation, **you will not receive your diploma.**
- **Please DO NOT bring district property to the Breslin Center on graduation day.**
- If you have questions or concerns, please contact your school.

Graduate Attire

Rehearsal Day

Street clothes, no cap and gown. Refer to Breslin Center guidance for prohibited items.

Graduation Day

Graduates are expected to arrive on site dressed in their cap and gown. Caps are **not** to be decorated. There will be no extra gowns or caps on site – please come prepared! If you are not dressed properly, you will not walk.

Footwear

Your graduation ceremony involves stairs, ramps, and cement floors. Please choose comfortable and secure shoes to ensure that you a safe and graceful ascent during this memorable occasion.

Photography

On graduation day, graduates will get their photo taken by a LifeTouch photographer after they cross the stage. See the back cover for details on ordering your photos. There will be photographers around the Breslin Center looking to get candid photos of you and your family – make sure to strike an (appropriate) pose. We encourage our guests to take photos of their graduate, but please respect the ceremony and other guests.

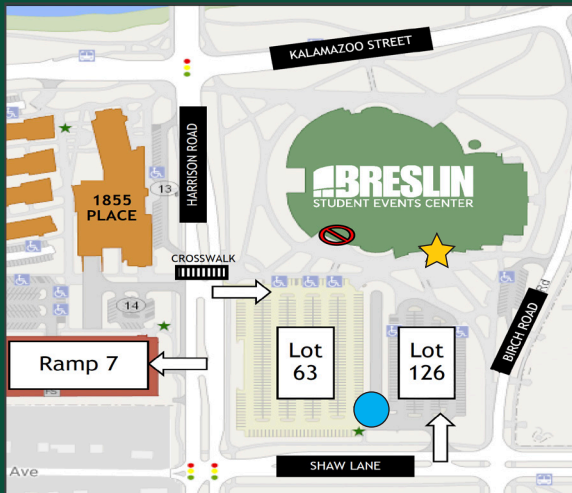
GRADUATES RECEIVE 20 GUEST TICKETS FOR GRADUATION DAY

If necessary, contact your school to arrange for additional guest tickets.

CONGRATULATIONS, CLASS OF 2025!

BRESLIN

STUDENT EVENTS CENTER



Accessibility

(Guest Services is located at section 117)

Medical Concerns

Medical needs items can be brought in a clear, gallon-sized Ziplock bag. An MSU gate attendant will search, approve, and tag the bag for entry.

Mobility Concerns

- Wheelchairs are available for free at Guest Services. A valid ID will be held until the wheelchair is returned.
- Accessible platform passes for one guest and a companion are available at Guest Services.

Hearing Concerns

- For hearing support, use your T-coil setting or pick up a headset at Guest Services.

Sensory Concerns

- The Breslin Center is a certified Sensory Inclusive Venue. Sensory bags are located at Guest Services.

First Aid and Bathrooms

- The Breslin Center has paramedics on site in the first aid room across from section 117.
- Gender-neutral and family restrooms are located across from sections 111 and 129.

Michigan State University Breslin Student Events Center

534 Birch Rd., East Lansing, MI 48824

www.breslincenter.com

★ **Entrance** Please enter at the Gilbert Pavilion.

● **Graduate Exit** Graduates will exit from the ramp at the south side of the parking lots.

Designated parking is as follows:

- Eastern is to park in Lot 126.
- Everett is to park in Ramp 7.
- Sexton is to park in Lot 63.
- Entrances are marked with arrows.

Prohibited Items

The MSU Breslin Student Events Center prides itself on creating a safe, secure, and inclusive environment for all. In addition to the policies outlined in your school/district's student handbook, graduates and their guests must also adhere Breslin Center policies. **Everyone will pass through a metal detector at the entrance. Please let the attendant know if you have medical concerns (see left).**

The following items are prohibited at ALL Breslin Center events:

- Bags and purses (including diaper bags)
 - **Clear bags smaller than 12"x6"x12" will be visually searched and allowed in**
- Outside food and drinks (including alcohol)
- Balloons/signs/banners
- Vapes, pipes, cigarettes, cigars
- Pepper spray/mace
- Weapons (includes pocket knives)
- Projectiles
- Noise makers
- Chair backs
- Umbrellas with metal tips
- **Any other item deemed to compromise public safety**

Limited concessions and floral arrangements will be available!

Congratulations, graduates!

Do you want to purchase commencement photos?

Scan the QR code, text your school's access code to 90738, or visit galleries.photoday.io and type your access code.

Eastern HS



Access Code:
32009GY25

Everett HS



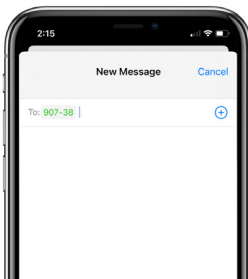
Access Code:
32011GY25

Sexton HS



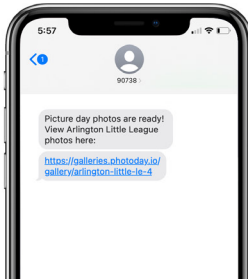
Access Code:
32022GY25

Step 1



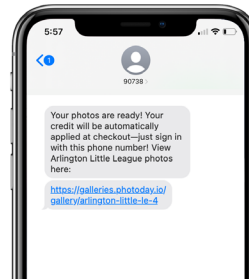
Text your access code to **90738** - prior to picture day, preferably! Your photographer will provide you with an access code via a flyer, email, or even a poster with a QR code!

Step 2



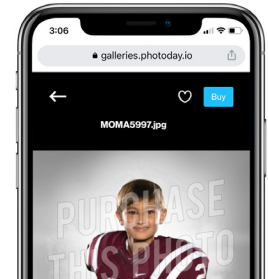
Sit back and wait for your gallery to be published. You'll get a text notification the minute your photos are ready!

Step 3



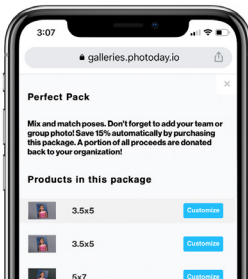
If you purchased a credit prior to picture day, you'll automatically receive a message when it's time to view your photos. The entire credit purchase will apply to your order - and it's linked to the mobile number you used to make the purchase!

Step 4



Next, find your photos and tap "Buy" to see the packages and products your photographer has made available to you.

Step 5



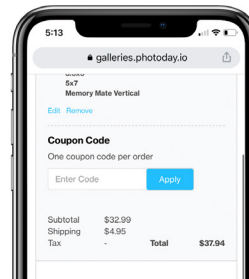
You'll be able to build packages, mix and match poses, and if offered, even change backgrounds! You get to order the products you want with the photos you love.

Step 6



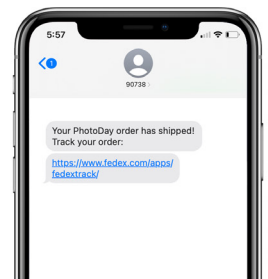
Don't forget to confirm your cropping here to make sure you don't cut off any heads!

Step 7



When it's time to checkout, you can review your final order and apply any credits or offers that were made available to you by the photographer.

Step 8



Make sure to subscribe to text and email communications so we can send your tracking information and receipt!

Lifetouch.

PhotoDay®

Copyright © 2022 PhotoDay. All rights reserved.

